

No. PDMA (SINDH)/(SITREP)/2022/1385

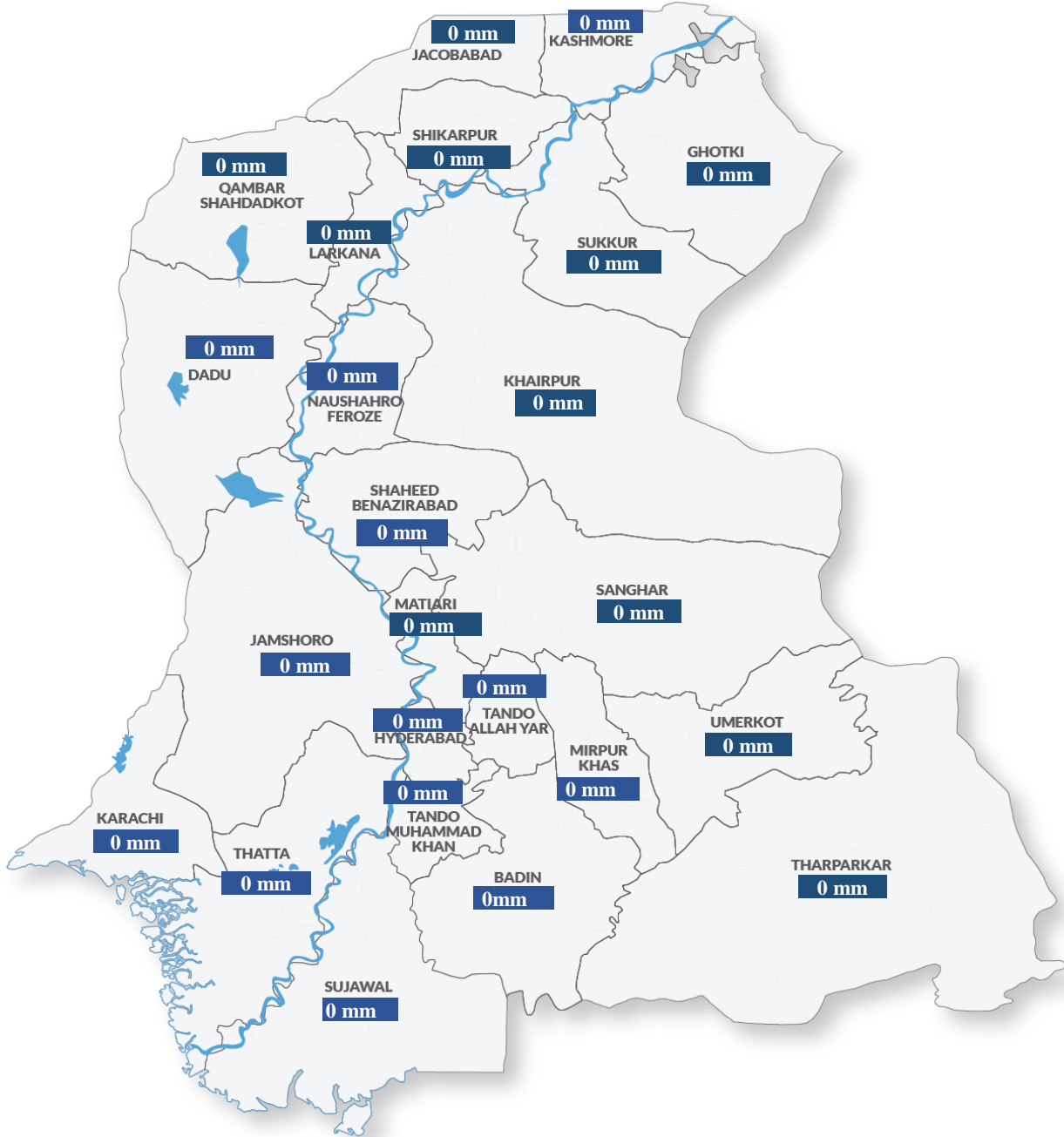
October 11, 2022

Period Covered: 22:00 hrs. 20-06-2022 to 10-10-2022 22:00 hrs.

DAILY SITUATION REPORT

Weather Situation Overview

Rainfall in Average (last 24 hrs.)



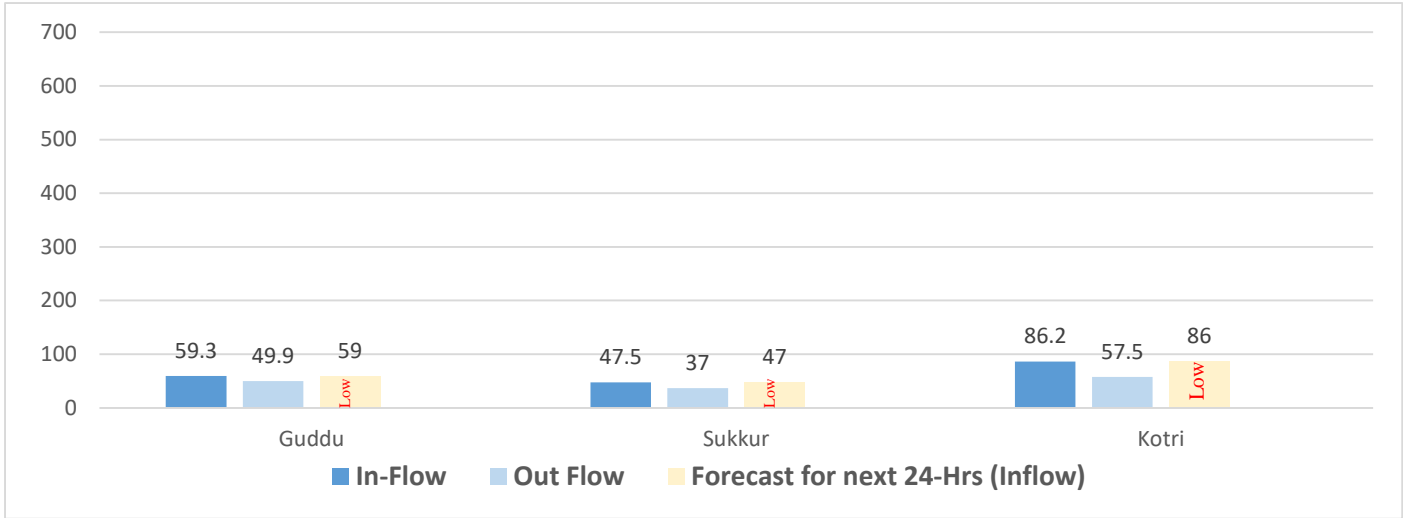
Source: CM Portal

Weather Forecast

- Nothing to Report (NTR)

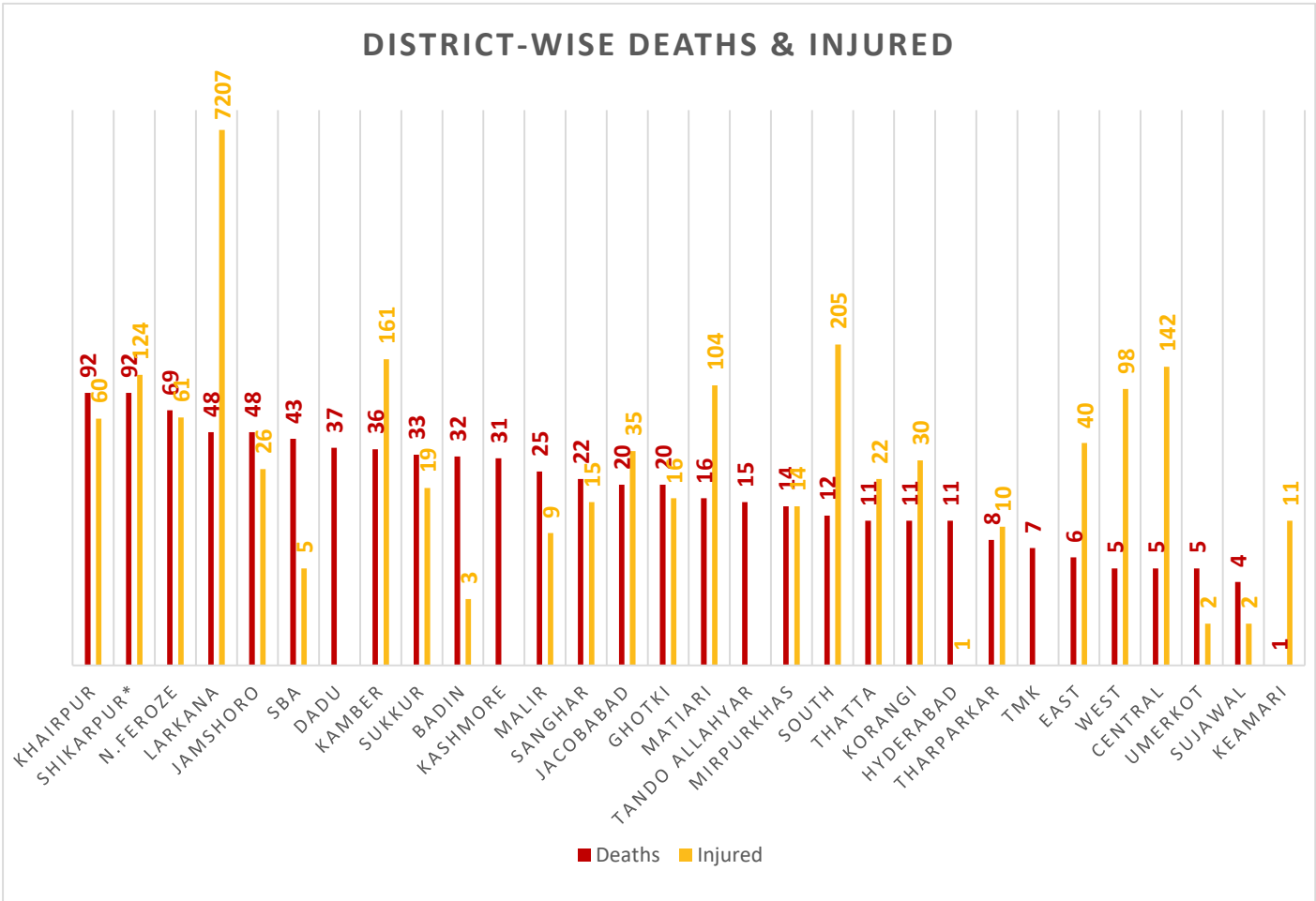


River Indus Discharge (in Thousands of Cusecs)



Source: Pakistan Meteorological Department - Flood Forecasting Division (FFD) – Bulletin No. B-118/22 Dated: 10th October, 2022 10:35 AM (PST)

Summary of Losses

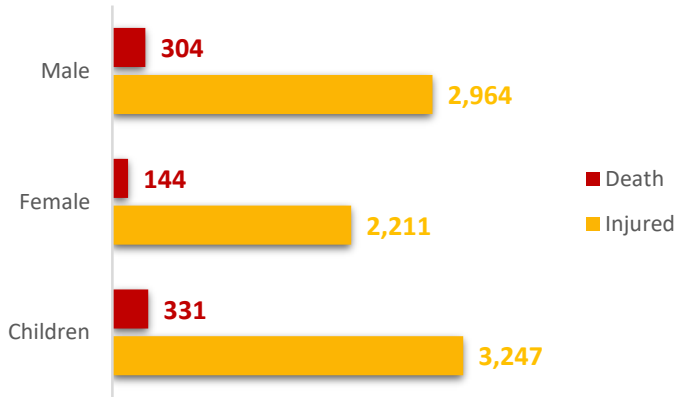


Death Data Source: Concerned Deputy Commissioners.

Injury Data Source: Directorate General Health Services, Hyderabad.



GENDER-WISE DISTRIBUTION



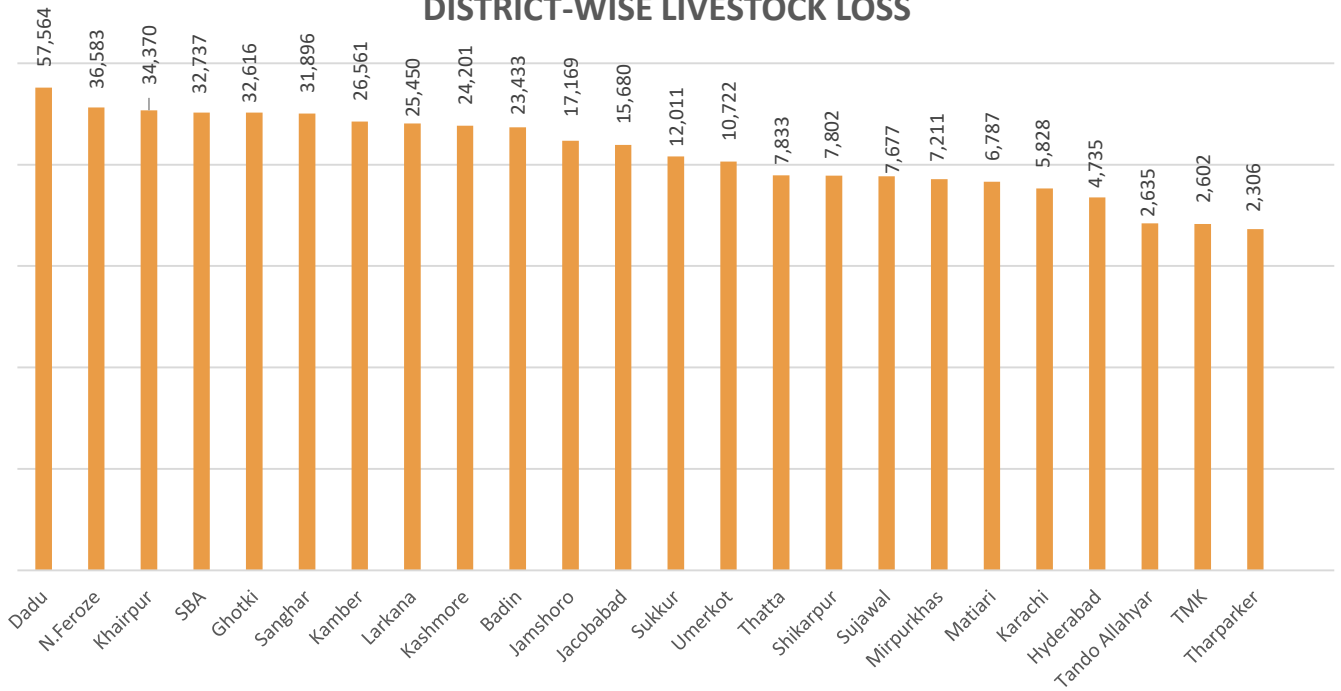
SUMMARY



Case(s) reported during last 24 hours: (Already Included in Total)

District	Gender	Age	Date of Death	Cause of Death
Shikarpur	Male	17 years	20/08/2022	Due to Drowning
	Female	5 years (Minor)	21/08/2022	Due to Wall Collapse
	Male	75 years	21/08/2022	Due to Wall Collapse
	Male	4 years (Minor)	22/08/2022	Due to Wall Collapse
	Male	4 years (Minor)	22/08/2022	Due to Wall Collapse
	Male	-	23/08/2022	Due to Roof Collapse
	Female	4 years (Minor)	24/08/2022	Due to Roof Collapse
	Female	-	24/08/2022	Due to Roof Collapse
	Male	8 years (Minor)	25/08/2022	Due to Wall Collapse

DISTRICT-WISE LIVESTOCK LOSS

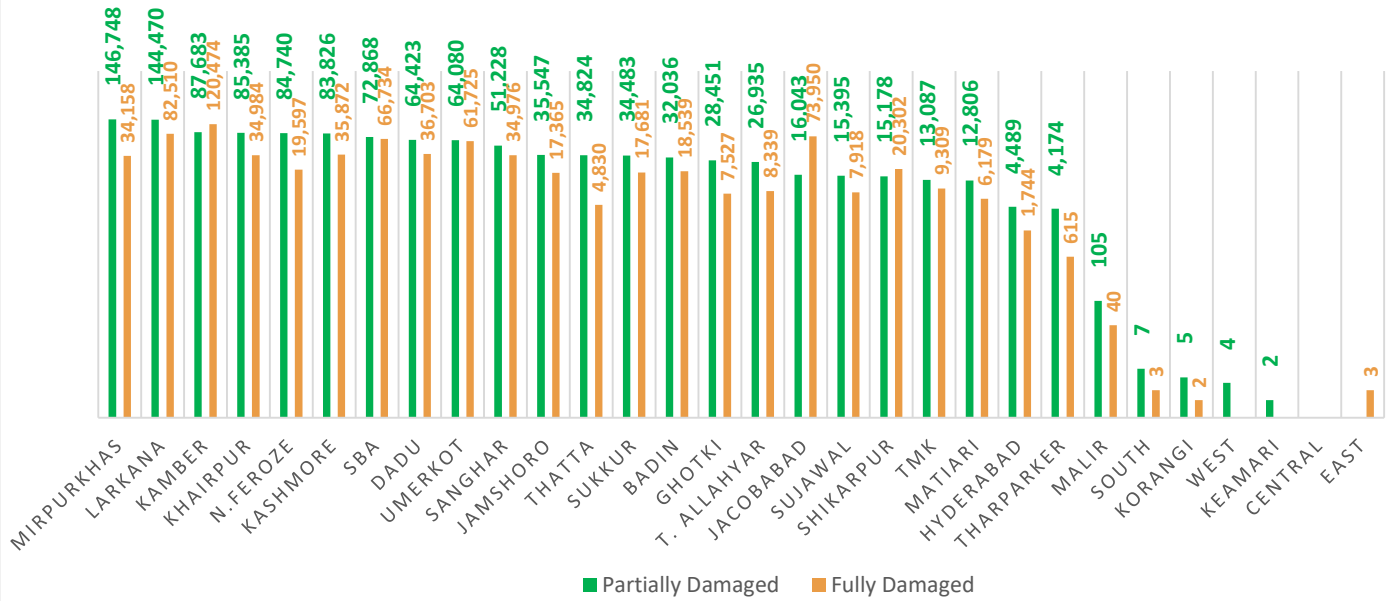


Total Livestock Perished: 436,409

Livestock Data Source: DG Livestock Sindh.

Summary of Infrastructure & Private Property Damage

DISTRICT-WISE HOUSE DAMAGES



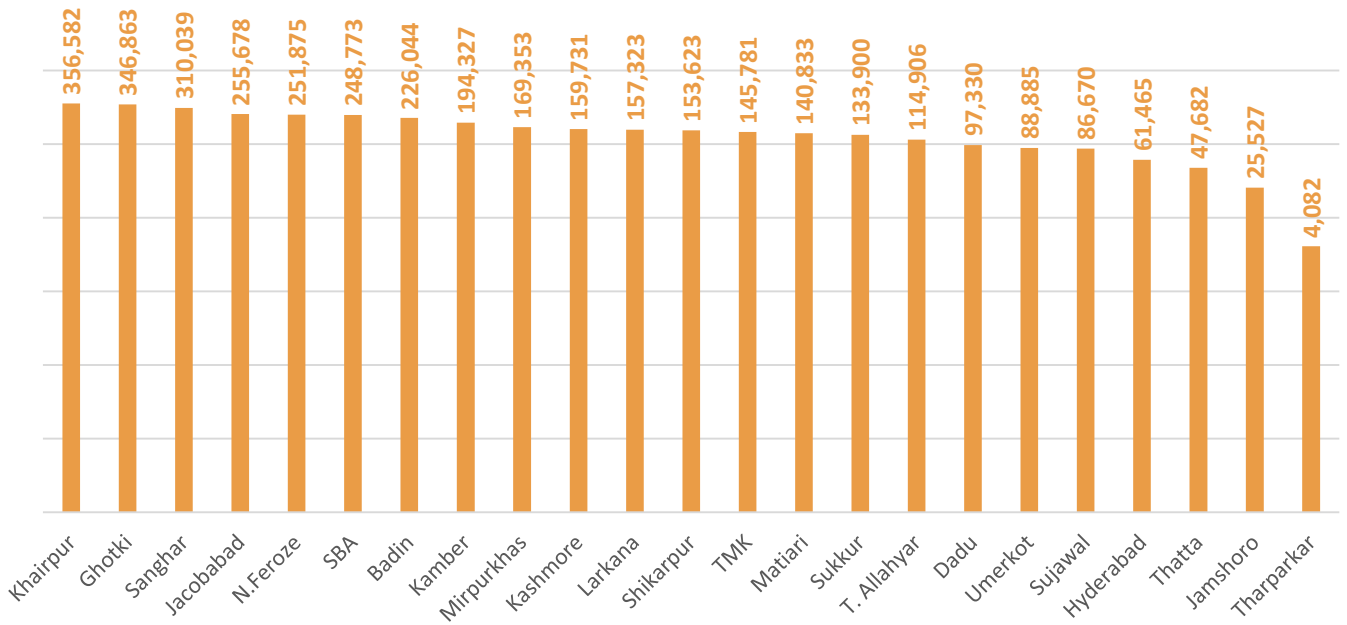
Partially Damaged – 1,159,022

Fully Damaged – 722,079

Grand Total – 1,881,101

Source: Concerned Deputy Commissioners.

CROP AREA AFFECTED (IN ACRES)



Total Crop Area Damaged: 3,777,272

Source: Relief Department Sindh



**PROVINCIAL DISASTER MANAGEMENT AUTHORITY
REHABILITATION DEPARTMENT
GOVERNMENT OF SINDH**



Division	District	No. of UC's Affected	No. of Roads	Road (km)	Bridge	Culverts	Causeway	Shop	Hotel	Masjid
Karachi	East	-	1	8	2	-	750	-	-	-
	West	-						-	-	-
	South	18						1	-	-
	Central	-						3	-	-
	Malir	14						7	-	-
	Korangi	2						-	-	-
	Keamari	32						-	-	-
Sub Total		66	1	8	2	-	750	11	-	-
Hyderabad	Hyderabad	160	13	76	2	-	-	-	-	-
	Jamshoro	30	42	516	15	9	1,375	-	-	-
	Dadu	66	65	569	6	99	-	-	-	-
	Matiari	30	7	83	-	-	-	-	-	-
	Tando Allahyar	28	37	344	6	92	-	-	-	-
	TMK	28	7	118	0	6	-	-	-	-
	Thatta	40	39	291	23	233	-	-	-	-
	Sujawal	37	30	426	57	272	-	-	-	-
	Badin	68	53	799	13	82	0	5	2	3
Sub Total		487	293	3,221	122	793	1,375	5	2	3
Sukkur	Sukkur	67	20	181	1	25	-	11	-	-
	Khairpur	88	110	622	2	83	-	13	-	3
	Ghotki	66	24	252	-	-	-	-	-	-
Sub Total		221	154	1,055	3	108	-	24	-	3
SBA	SBA*	60	58	942	15	45	-	-	-	-
	N.Feroze	68	60	727	2	124	-	-	-	-
	Sanghar	73	52	296	10	119	-	-	-	-
Sub Total		201	170	1,965	27	288	-	-	-	-
Larkana	Larkana	68	24	192	1	54	-	-	-	-
	Kamber-Shahdadkot	52	51	173	3	158	-	-	-	-
	Shikarpur	55	23	258	-	38	-	-	-	-
	Jacobabad	44	66	166	-	65	-	-	-	-
	Kashmore	41	24	289	1	14	-	-	-	-
Sub Total		260	188	1,078	5	329	-	-	-	-

Emergency No:
1736



Plot No. 26-C, Main Khayaban-e-Jami,
DHA Phase-VII, Karachi.



021-99332742
021-35381810



021-99332007



0335-5557362



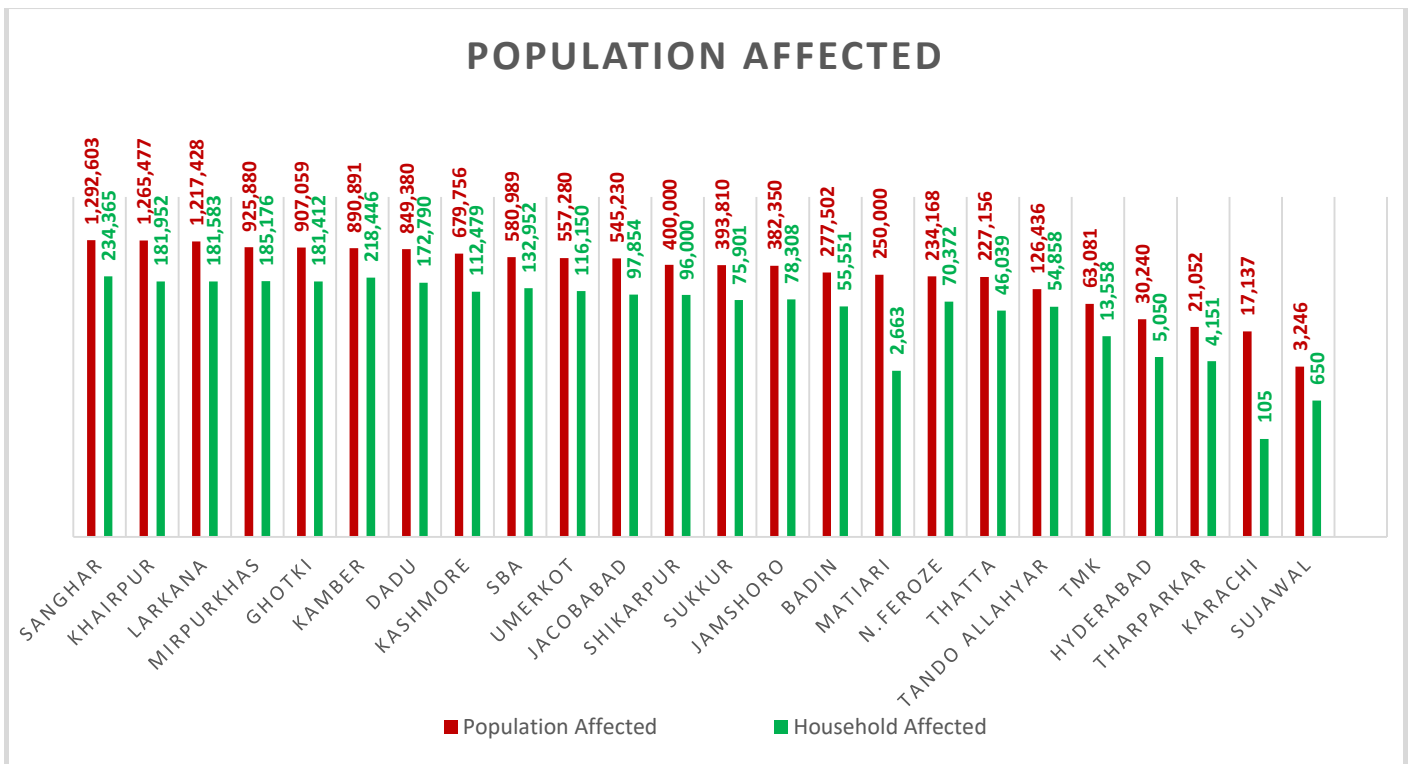
www.pdma.gos.pk

Division	District	No. of UC's Affected	No. of Roads	Road (km)	Bridge	Culverts	Causeway	Shop	Hotel	Masjid
Mirpurkhas	Mirpurkhas	50	15	207	6	82	-	-	-	-
	Umerkot	42	21	332	-	69	-	-	-	-
	Tharparker	3	18	597	-	80	-	-	-	-
Sub Total		95	54	1,136	6	231	-	-	-	-
Grand Total		1,330	860	8,463	165	1,749	2,125	40	2	6

Source of UCs Affected: Relief Department Sindh

Source of Infrastructure Damage: Works & Services Department Sindh

Note: - Works & Services Department has reported that 2,548 Government buildings have been damaged

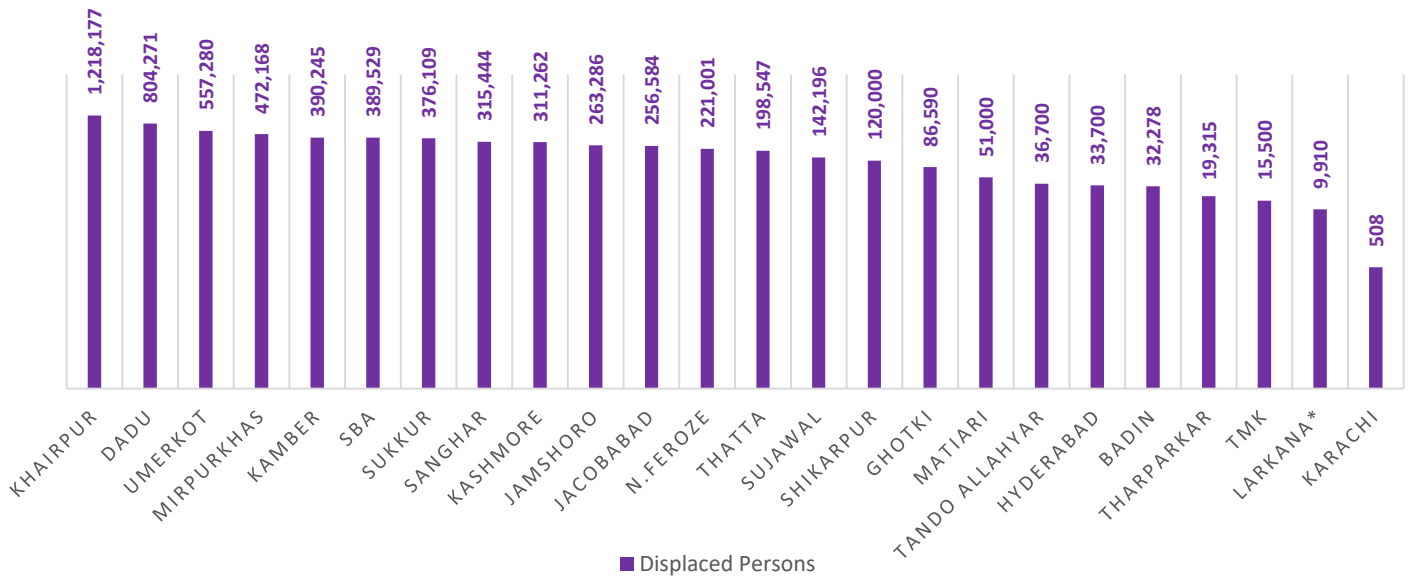


Total Population Affected: 12,138,151

Total Households Affected: 2,318,365

Source: Concerned Deputy Commissioners.

POPULATION DISPLACED



Total Number of Person Displaced: 6,321,600

Source: Concerned Deputy Commissioners.

Note: - Deputy Commissioner Larkana has reported that the number of population displaced has been decreased from 1,071,333 to 9,910.

Relief Camps Established by DDMAs / Deputy Commissioners

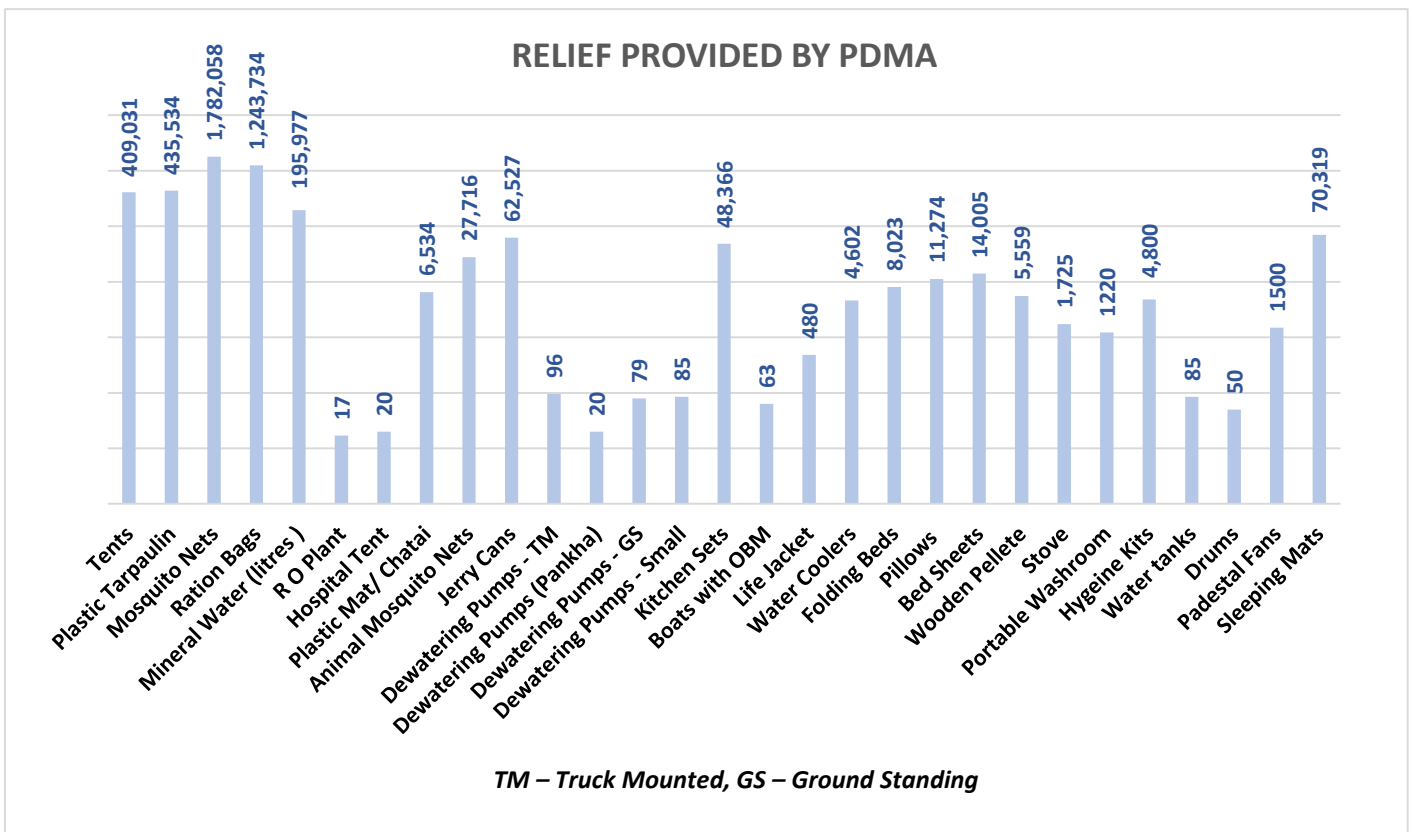
Division	District	Relief Camps Established	Persons in Relief Camps (Last 24hrs)			
			M	F	C	T
Karachi	East	15	-	-	-	6,341
	West	7	-	-	-	3,705
	Korangi	2	-	-	-	505
	Malir	8	-	-	-	4,794
	Central	2	-	-	-	0
	Keamari	1	-	-	-	104
Sub Total		35	-	-	-	15,449
Hyderabad	Hyderabad	29	-	-	-	6,530
	Jamshoro	80	5,836	5,500	10,416	21,752
	Dadu	154	8,250	10,500	14,947	33,697
	Matiari	4	-	-	-	1,623
	Tando Allahyar	9	798	845	786	2,429
	Tando M. Khan	-	1,250	1,450	976	3,676
	Thatta*	27	-	-	-	1,148
	Sujawal	14	-	-	-	-
	Badin	6	280	320	627	1,227
Sub Total		323	16,414	18,615	27,752	72,082
Sukkur	Sukkur	9	224	295	554	1,073
	Khairpur	183	-	-	-	47,300
	Ghotki	-	-	-	-	-
Sub Total		192	224	295	554	48,373

Division	District	Relief Camps Established	Persons in Relief Camps (Last 24hrs)			
			M	F	C	T
SBA	SBA*	-	-	-	-	-
	N.Feroze*	126	5,115	4,805	7,617	17,537
	Sanghar	151	4,417	7,730	9,940	22,087
Sub Total		277	9,532	12,535	17,557	39,624
Larkana	Larkana	1,350	-	-	-	335
	Kamber-Shahdadkot	140	19,346	20,165	13,209	52,720
	Shikarpur*	13	-	-	-	545
	Jacobabad	94	2,271	2,776	10,097	15,144
	Kashmore	27	237	190	437	864
Sub Total		1,624	21,854	23,131	23,743	69,608
Mirpurkhas	Mirpurkhas	35	4,159	1,849	1,510	7,518
	Umerkot	5	3,290	3,490	5,605	12,385
Sub Total		40	7,449	5,339	7,115	19,903
Grand Total		2,491	55,473	59,915	76,721	265,039

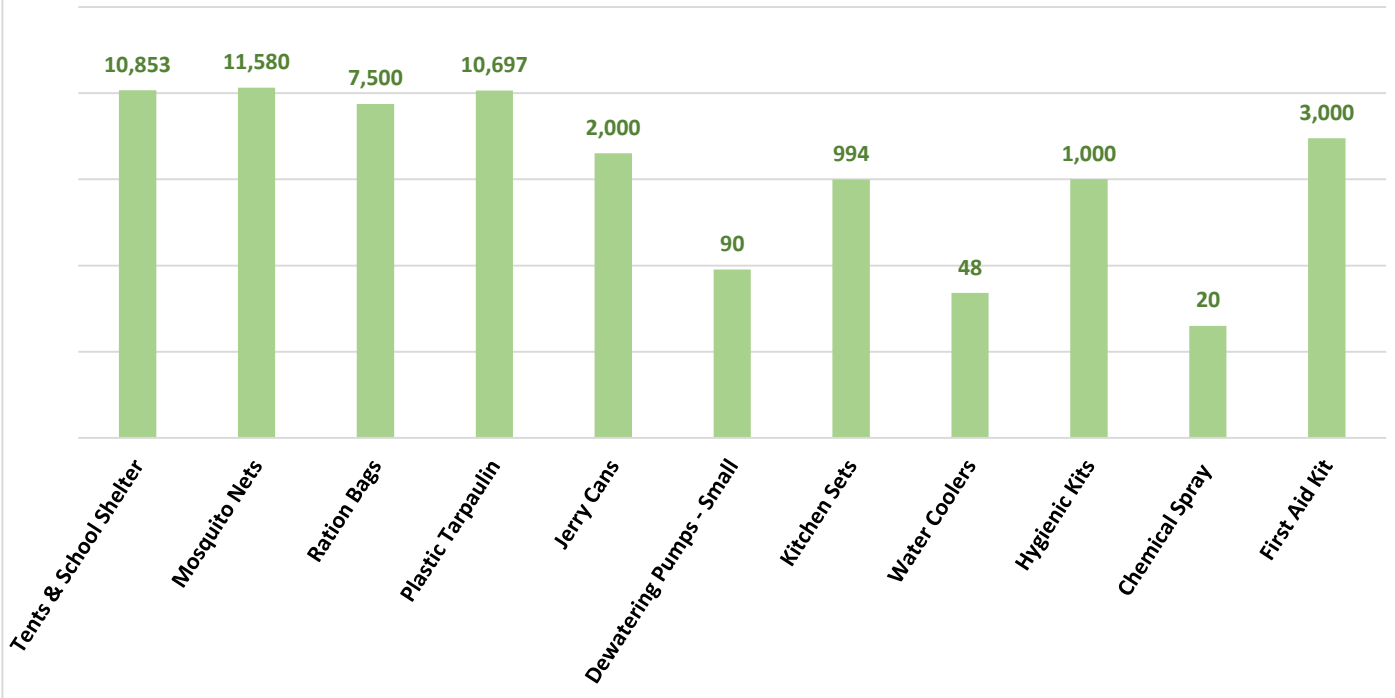
Source: Concerned Deputy Commissioners of Sindh.

Note: - Deputy Commissioner Shaheed Benazirabad has reported that the number of Relief Camps Established, and the number of Persons in Relief Camps have been decreased to 0.

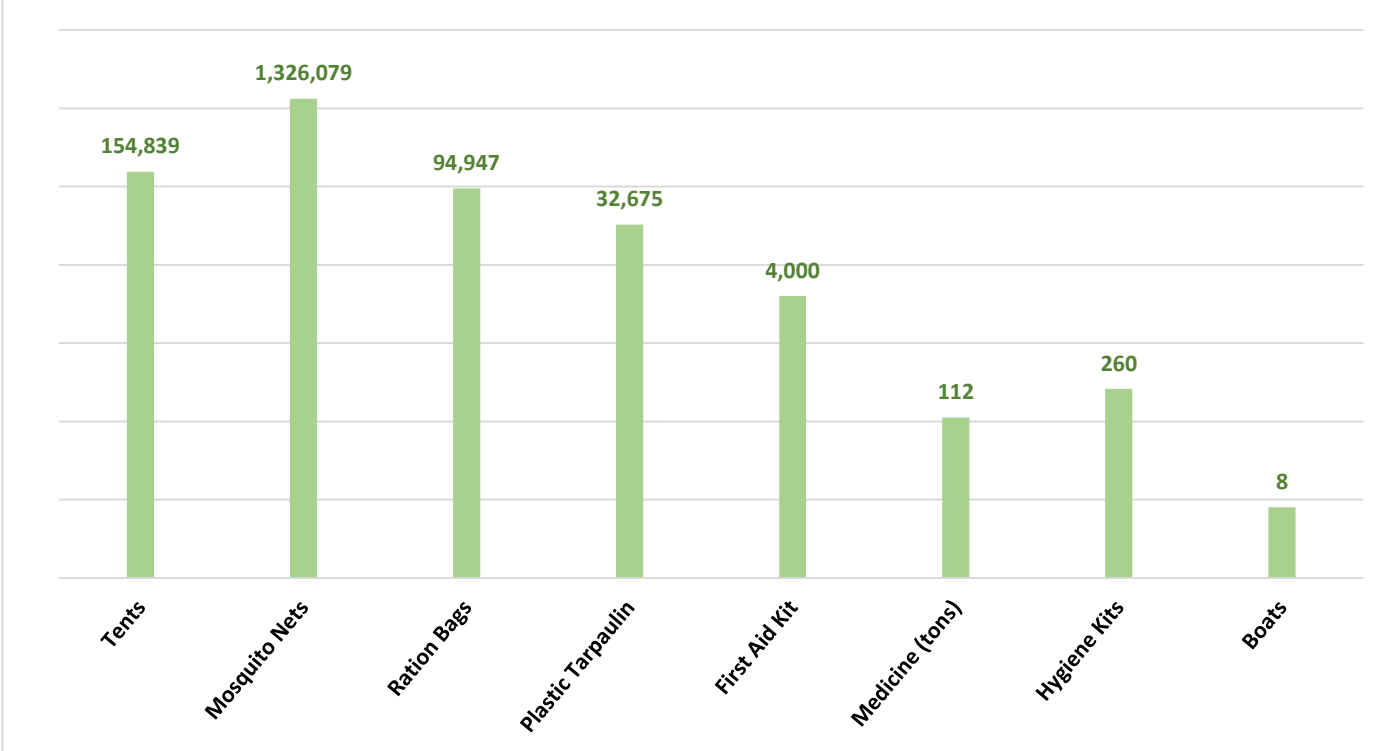
- Deputy Commissioner Naushahro Feroze has decreased the number of Relief Camps Established from 202 to 126.



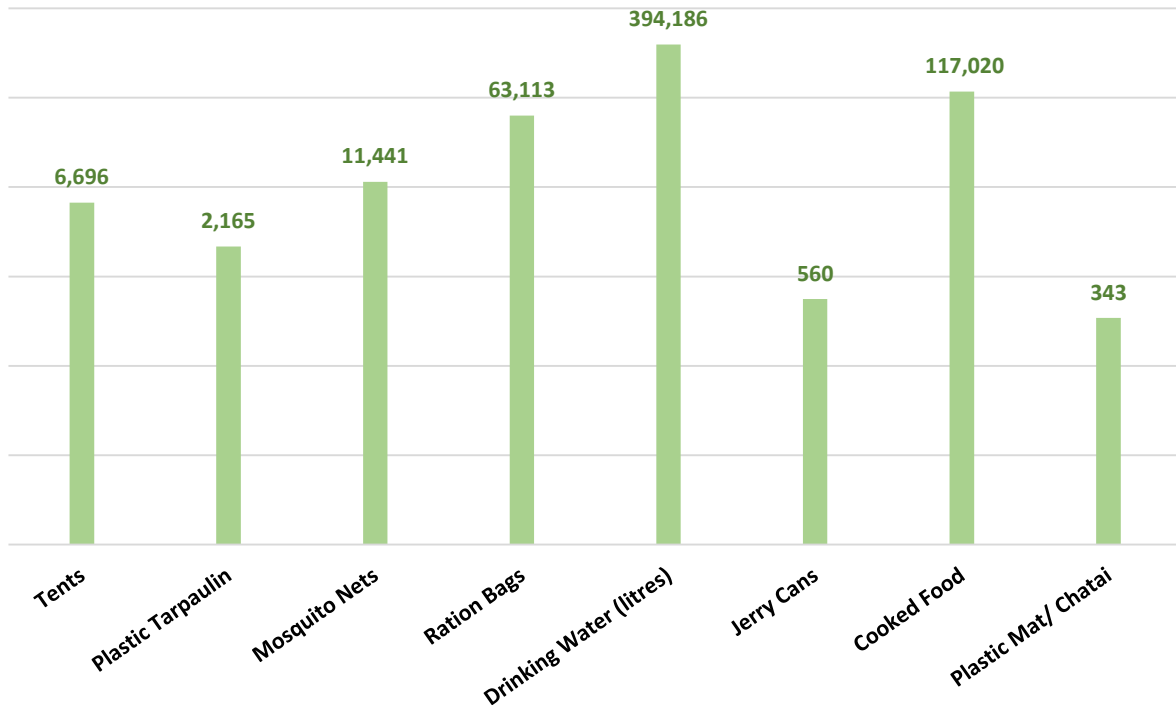
RELIEF PROVIDED BY NDMA THROUGH PDMA



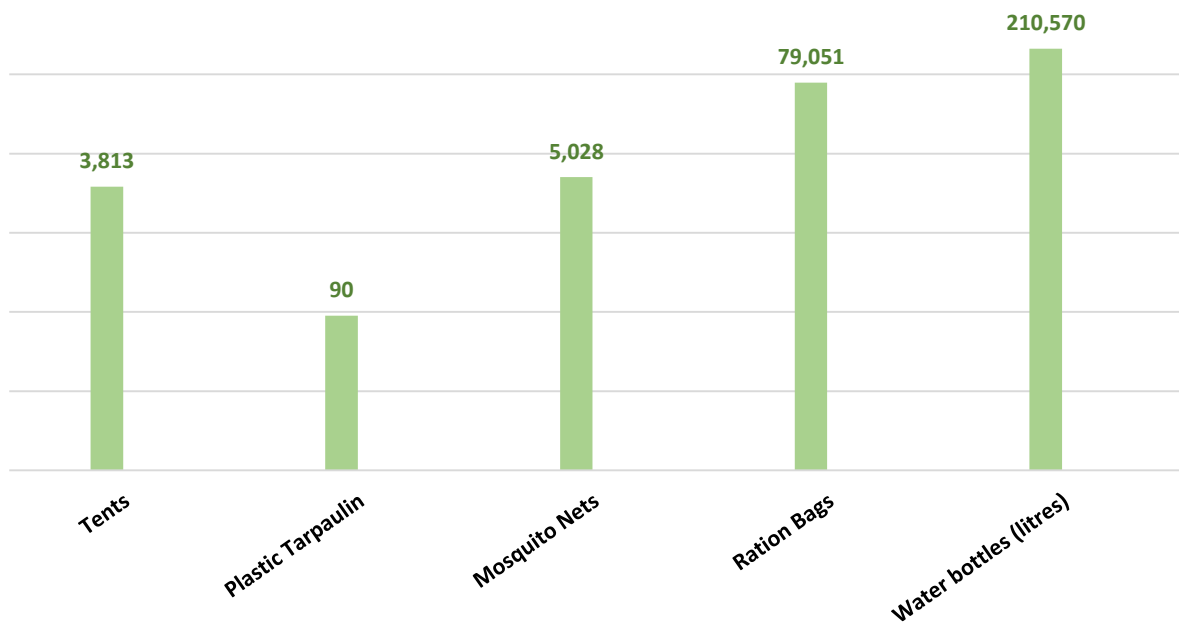
RELIEF PROVIDED BY NDMA THROUGH ARMY



RELIEF PROVIDED BY PAK NAVY



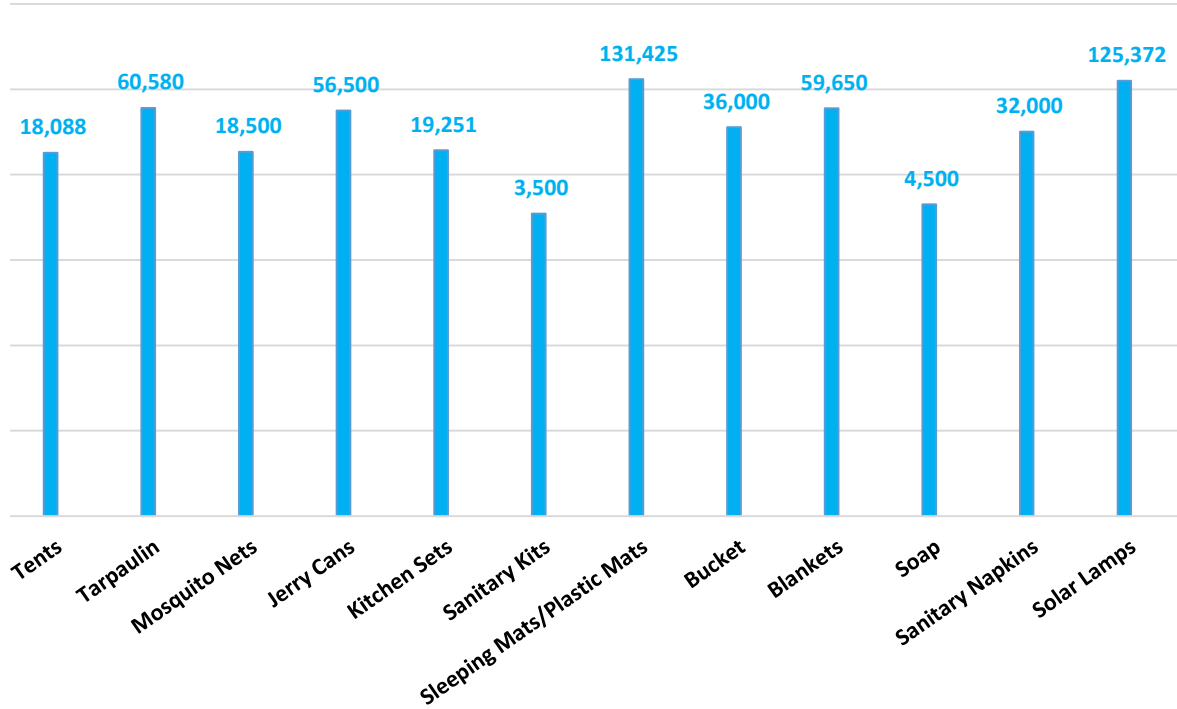
RELIEF PROVIDED BY PAK AIRFORCE



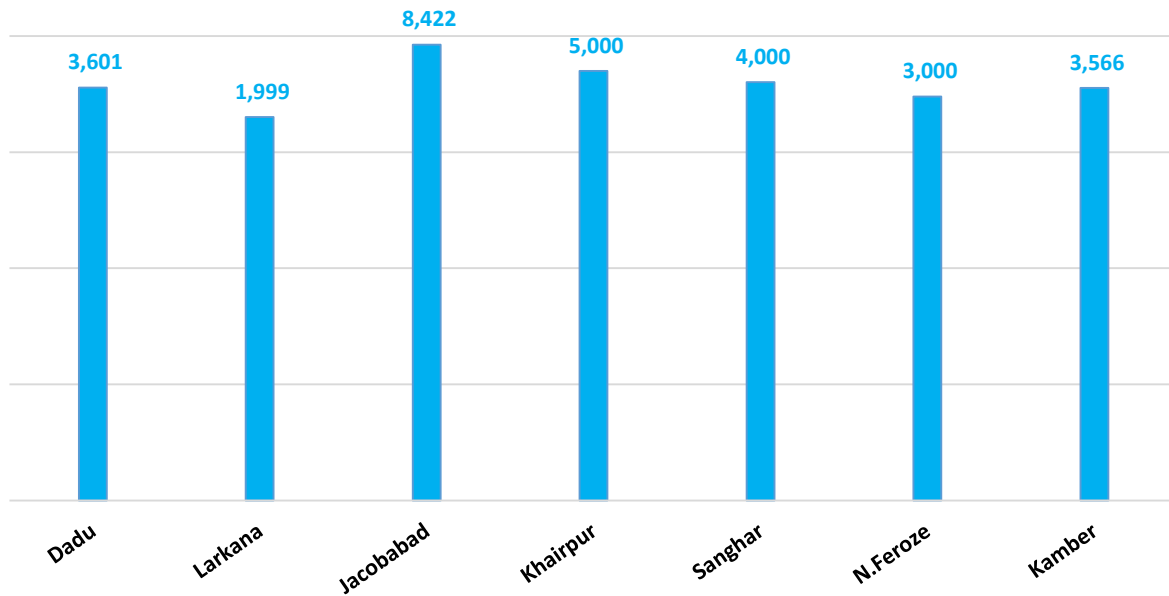
Others:

Organization	Relief
FGRF(INGO)	Cooked Food (Daigs) : 1058

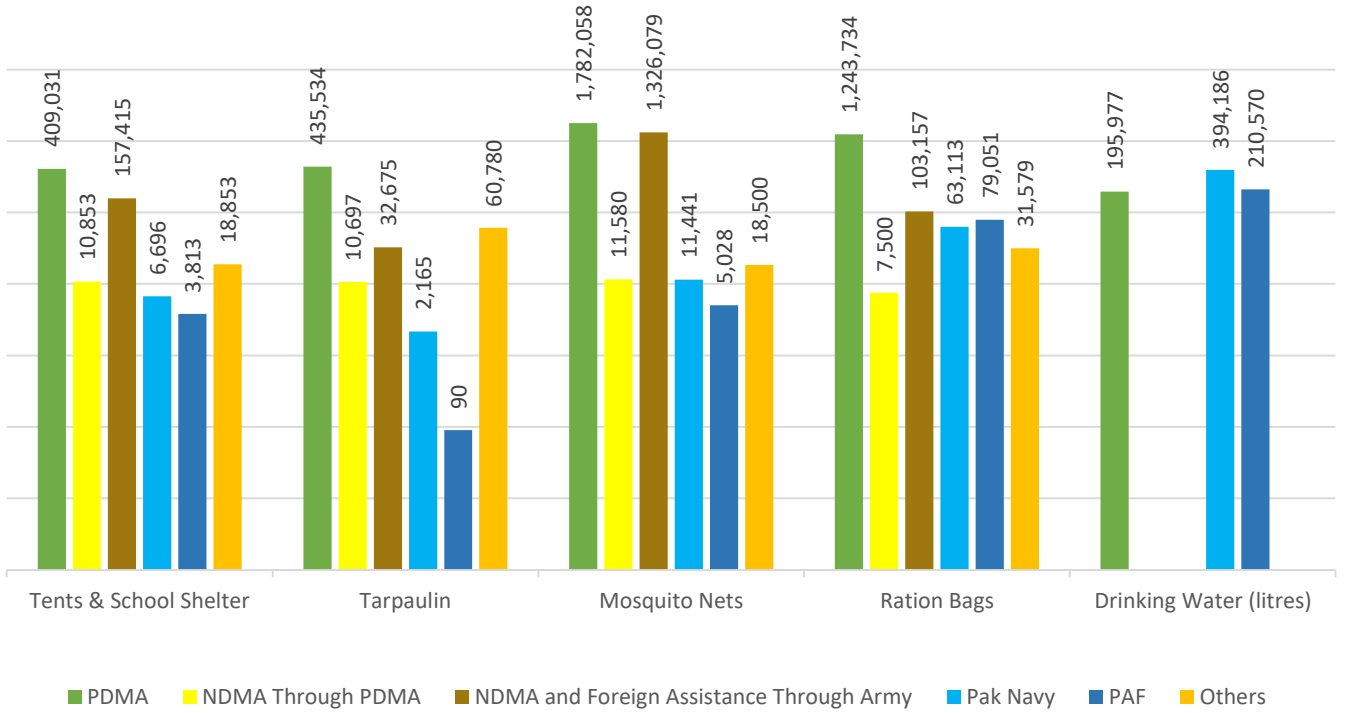
RELIEF PROVIDED BY UNHCR



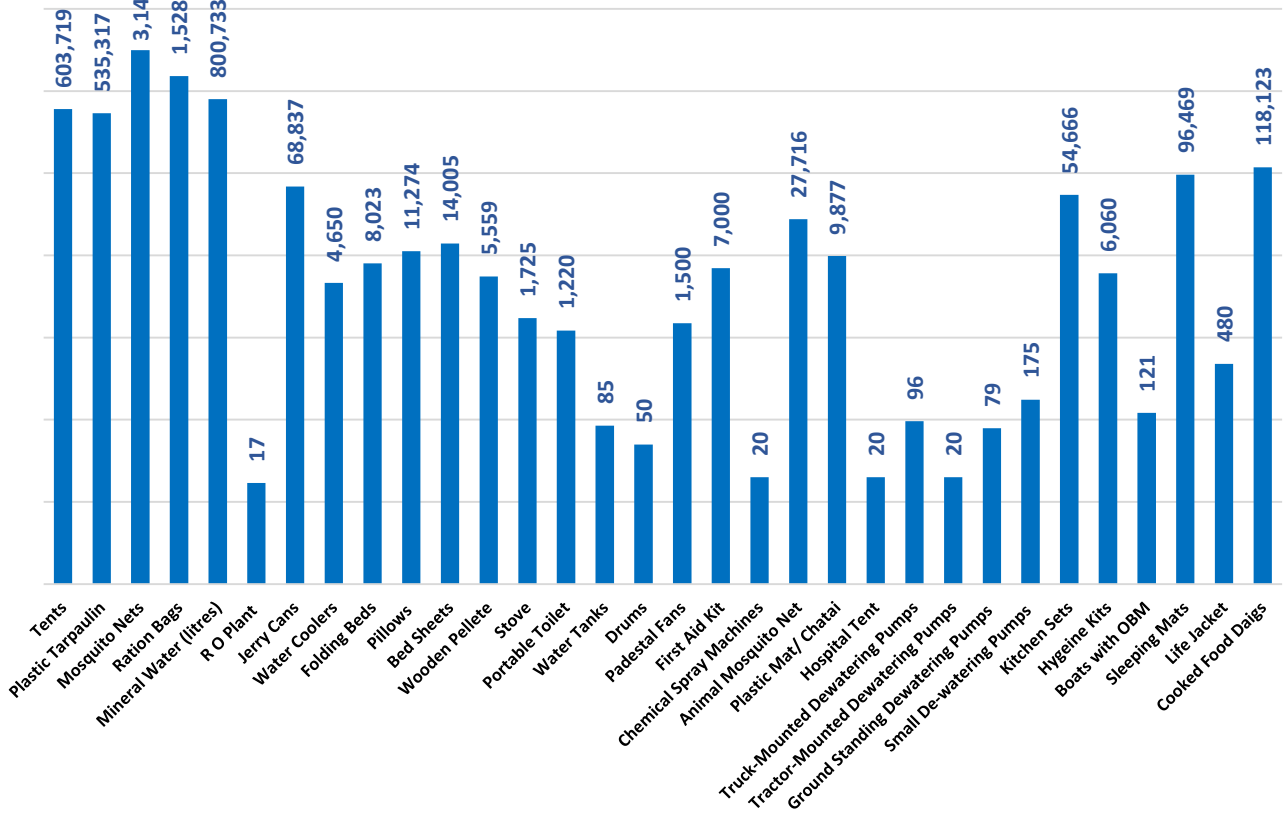
RATION BAGS PROVIDED BY UN-WFP



Combined Relief Provided



TOTAL NUMBER OF RELIEF ITEMS



TM – Truck Mounted, GS – Ground Standing, SM - Small



Last 24 Hours (Already Included in Total):

Districts	Tents	Ration Bags
Kamber	1,500	1,000
Dadu	-	2,000
Hyderabad	-	7,000
Matiari	-	500
Sujawal	-	1,000
Thatta	-	1,000
Jacobabad	-	1,000
Larkana	-	5,000
Shikarpur	-	800
Sukkur	-	3,500
Sanghar	-	2,200
Mirpurkhas	-	1,500
Total	1,500	26,500

Sd/-
(KAZIM RAZA TALPUR)
INCHARGE PEOC
PDMA SINDH

